

ANNUAL REPORT



PROGRAM SUMMARY

SINGLE STREAM RECYCLING

SCRAP TIRES AND ELECTRONICS

HOUSEHOLD HAZARDOUS
WASTE

REGIONAL RECYCLING DEPOT
SITES

RESOURCE RECOVERY PROGRAM

PROGRAM SUMMARY

Participating Governmental Units (PGUs),

Together, we celebrate another successful year of recycling!

The enclosed report provides an overview of Resource Recovery Program activity from January 1, 2023 through December 31, 2023.

Overall, the Resource Recovery Program collected \$1,187,028.12 in revenue and paid \$1,118,648.20 in expenses.

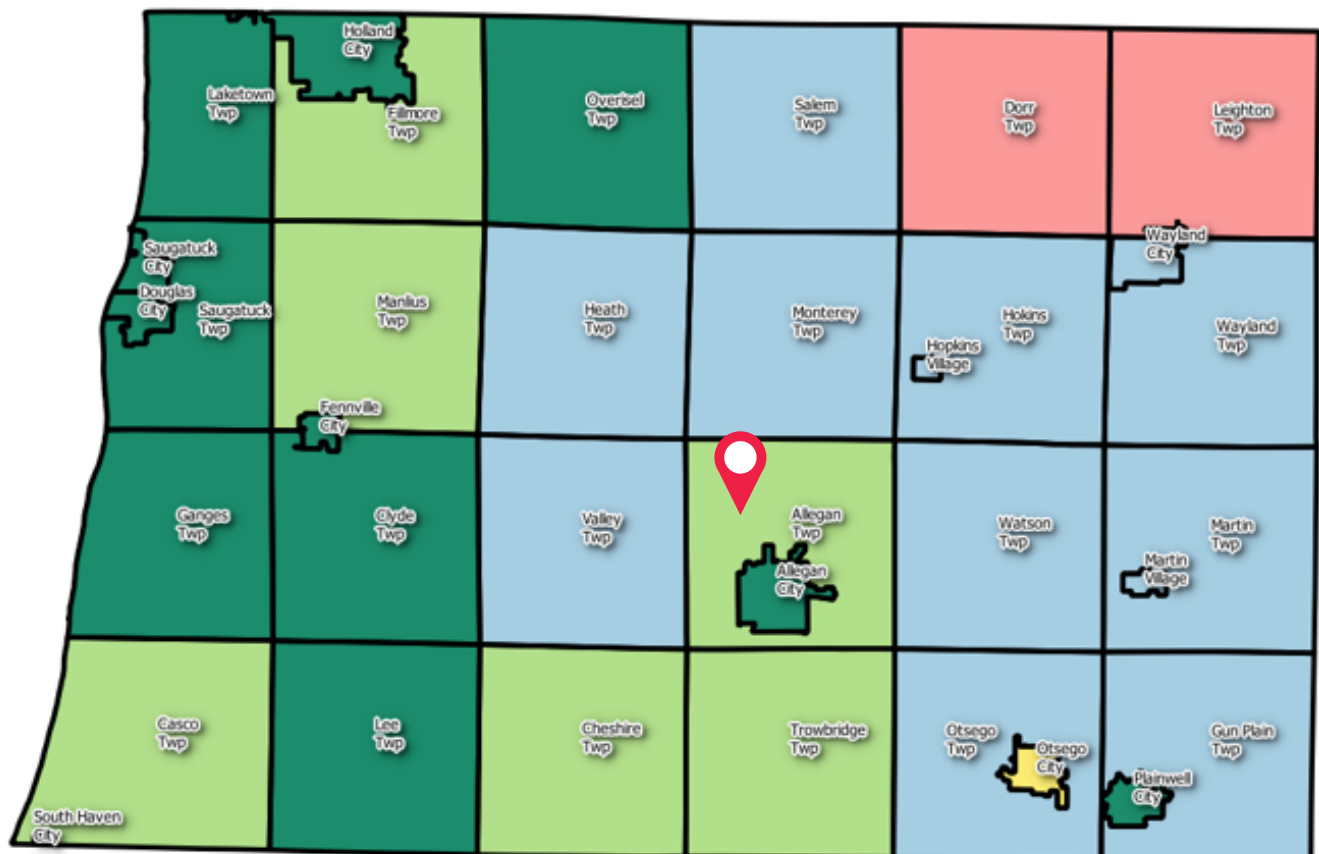
Revenue collected by each PGU is placed in an individual recycling surcharge account, and all financial activity is recorded in EDEN. Individual financial reports are available upon request.

Thank you for your participation!

If you have any comments or questions regarding this report, please contact me at 269-686-4559 or hbausick@allegancounty.org.

Sincerely,

Heather Bausick




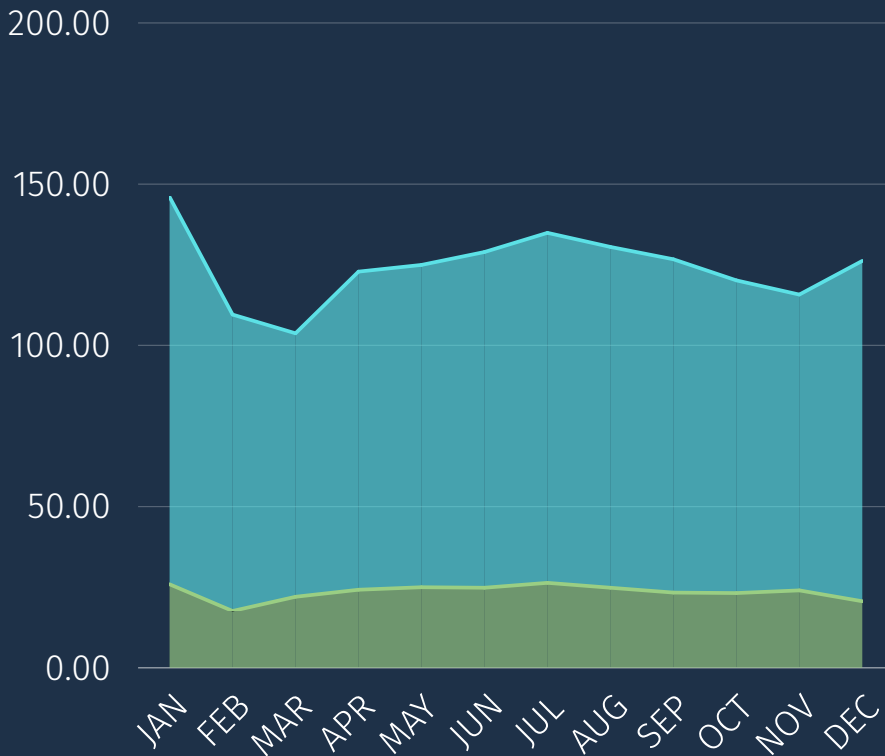
RESOURCE RECOVERY PROGRAM

Curbside (blue) and drop-site (green)

shown on the graph to the left is monthly totals of single stream recycling by residential access (in tons).

Together in 2023, we collected a total of:

2,980,640 lbs.



drop-sites

563,840 pounds

Four PGUs operate drop-site recycling locations. Collectively, these sites recycle an average of 23.49 tons of recycling each month. Drop-sites benefit residents by providing a convenient central collection location to recycle materials.



curbside

2,416,800 pounds

Twelve PGUs offer curbside recycling services to residents. These PGUs collect an average of 100.70 tons of single-stream recycling each month. Curbside recycling provides residents with a convenient scheduled pick-up of recyclables.

RESOURCE RECOVERY PROGRAM

We recycled 4,450 scrap tires

Grants	➔	3,618
RRDS	➔	541
PGUs	➔	291



and 49,712 pounds of electronics



Events	➔	25,020 lbs.
RRDS	➔	9,303 lbs.
PGUs	➔	15,389 lbs.

RESOURCE RECOVERY PROGRAM

Household hazardous waste is accepted at:

1 permanent collection site

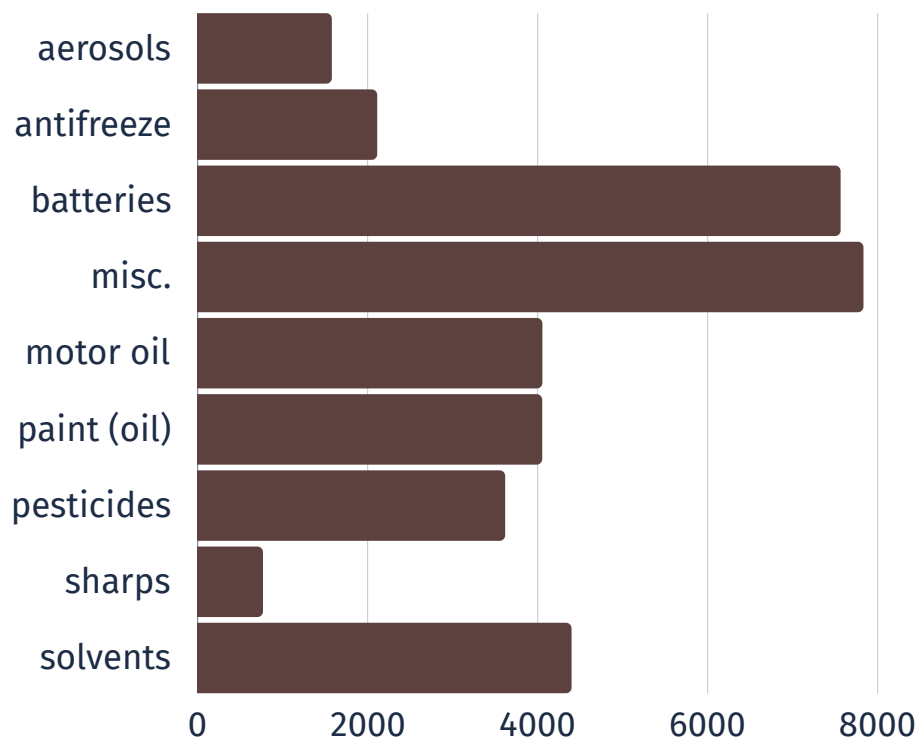


3 community events

and local municipal collections



We collected 35,985 pounds in 2023:




At 2 regional recycling depot sites, there were 929 visits:



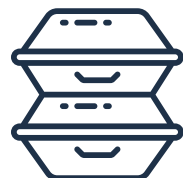
1,835 material drop-offs, including:



373 electronics



55 appliances



360 polystyrene

Revenue Status Report

Allegan County
 1/1/2023 through 12/31/2023

226 SOLID WASTE / RECYCLING

<u>Account Number</u>	<u>Adjusted Estimate</u>	<u>Revenues</u>	<u>Year-to-date Revenues</u>	<u>Balance</u>	<u>Prct Rcvd</u>
226-528.000 RESOURCE RECOVERY					
226-528.558 RECYCLING - Otsego Township					
226-528.558-451.000 WASTE REDUCTION SURCHARGE	69,064.00	96,200.00	96,200.00	-27,136.00	139.29
226-528.558-665.000 INTEREST EARNED - DEPOSITS	618.00	1,042.75	1,042.75	-424.75	168.73
226-528.558-684.000 OTHER REVENUE	8,363.00	8,303.16	8,303.16	59.84	99.28
Total SOLID WASTE / RECYCLING	78,045.00	105,545.91	105,545.91	-27,500.91	135.24
Grand Total	78,045.00	105,545.91	105,545.91	-27,500.91	135.24

Expenditure Status Report

Allegan County
 1/1/2023 through 12/31/2023

226 SOLID WASTE / RECYCLING

<u>Account Number</u>	<u>Adjusted Appropriation</u>	<u>Expenditures</u>	<u>Year-to-date Expenditures</u>	<u>Year-to-date Encumbrances</u>	<u>Balance</u>	<u>Prct Used</u>
226-528.000 RESOURCE RECOVERY						
226-528.558 RECYCLING - Otsego Township						
226-528.558-818.000 CONTRACTUAL SERVICES	105,085.00	97,804.17	97,804.17	0.00	7,280.83	93.07
226-528.558-820.010 PROGRAM ADMINISTRATIVE FEE	6,523.00	6,522.30	6,522.30	0.00	0.70	99.99
226-528.558-843.000 CLIENT REIMBURSEMENTS	0.00	0.00	0.00	0.00	0.00	0.00
226-528.558-900.000 PRINTING & BINDING	266.00	265.44	265.44	0.00	0.56	99.79
226-528.558-901.000 ADVERTISING	84.00	0.00	0.00	0.00	84.00	0.00
226-528.558-995.221 TRANSFER OUT	0.00	0.00	0.00	0.00	0.00	0.00
Total SOLID WASTE / RECYCLING	111,958.00	104,591.91	104,591.91	0.00	7,366.09	93.42
Grand Total	111,958.00	104,591.91	104,591.91	0.00	7,366.09	93.42